

WOOD GRAIN OPTIONS



Buka Bark


Choose from 7
different wood
grain surfaces




Empire Mahogany



Hardrock Maple



Henna Cherry



Monticello Maple



Shadow Ridge



White Cypress



WOOD GRAIN

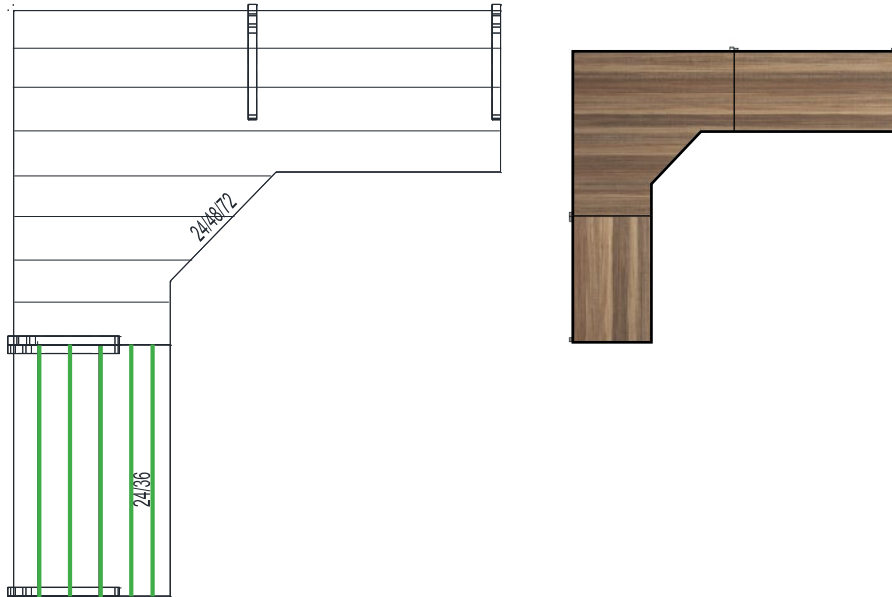
OPTIONS

Surfaces in **Green** are standard grain and do not receive an upcharge.
Surfaces in **Magenta** are cross grain and receive upcharge.

RETURNS

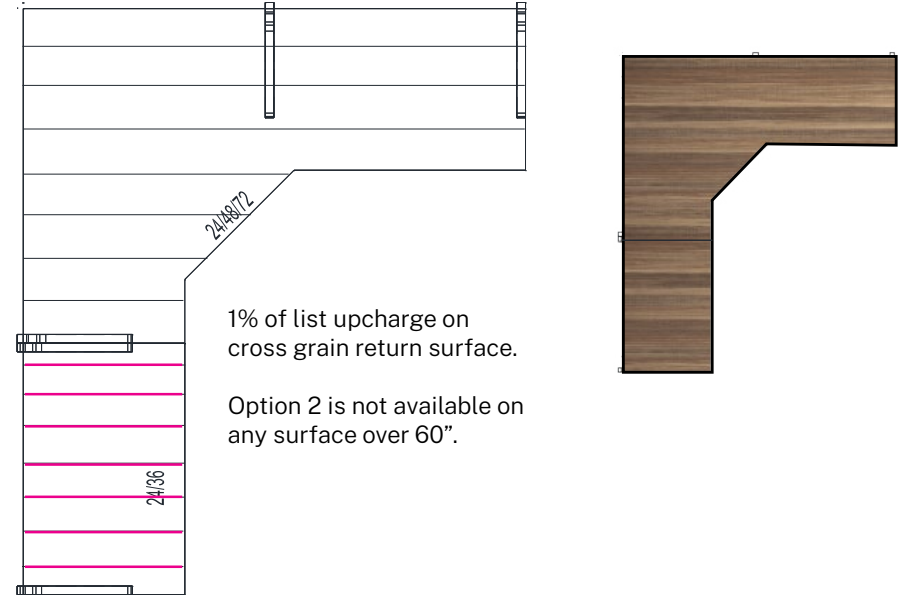
OPTION 1

Vertical Grain



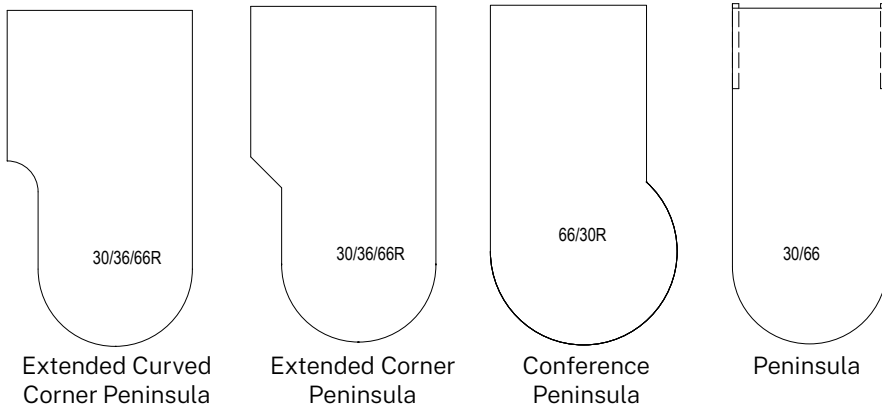
OPTION 2

Horizontal Grain



STRAIGHT WORK SURFACE RETURNS SHOWN ABOVE

Also applies to the below work surface return shapes



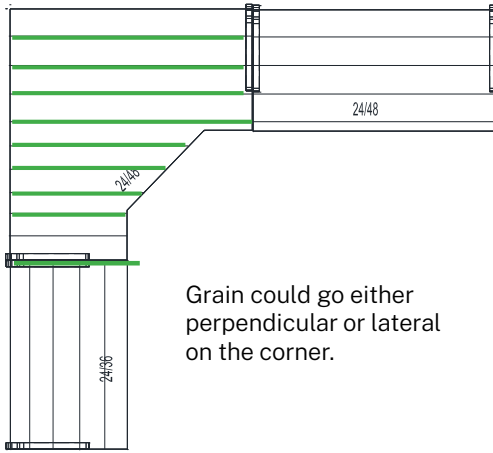
WOOD GRAIN

OPTIONS

CORNER

OPTION 1

Horizontal Grain

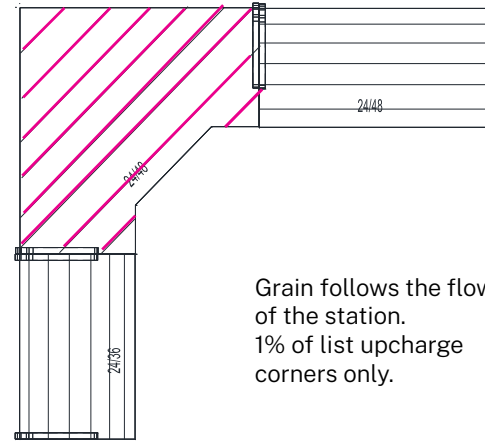


Grain could go either perpendicular or lateral on the corner.



OPTION 2

Diagonal Grain



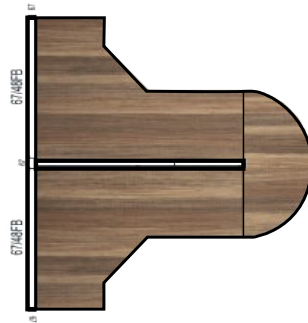
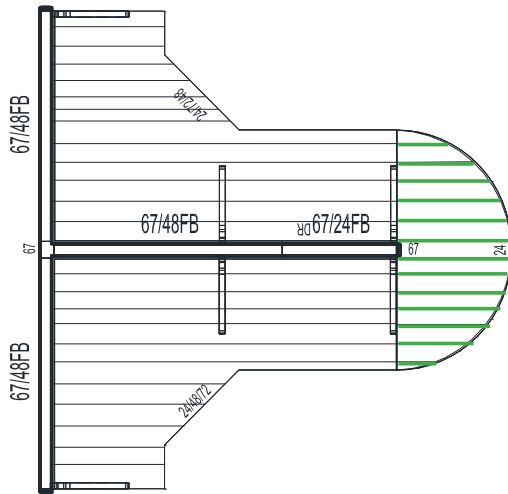
Grain follows the flow of the station.
1% of list upcharge corners only.



D-TOP

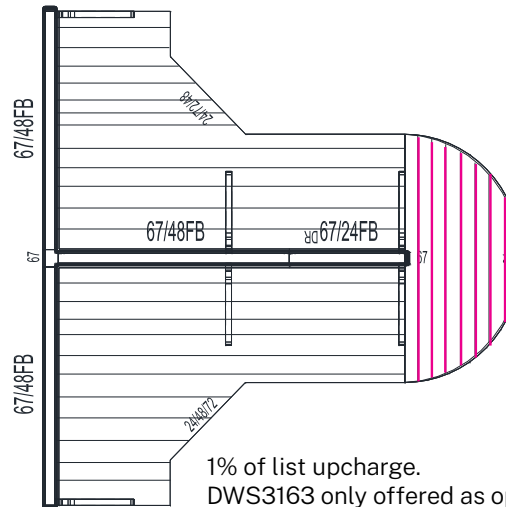
OPTION 1

Horizontal Grain

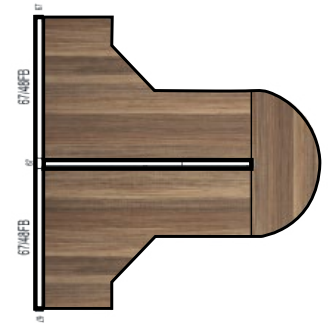


OPTION 2

Vertical Grain



1% of list upcharge.
DWS3163 only offered as option 2.



WOOD GRAIN

OPTIONS

Surfaces in **Green** are standard grain and do not receive an upcharge.
Surfaces in **Magenta** are cross grain and receive upcharge.


COUNTER CAPS

Unless specified, option one for each work surface will be sent by default.

STANDARD COUNTER CAPS (RECTANGULAR / SINGLE ROUND / DOUBLE ROUND)

OPTION 1

Horizontal Grain



Rectangular shown

OPTION 2

Vertical Grain




1% of list upcharge on vertical grain counter caps.

CORNER COUNTER CAPS (ROUND / SQUARE)

OPTION 1

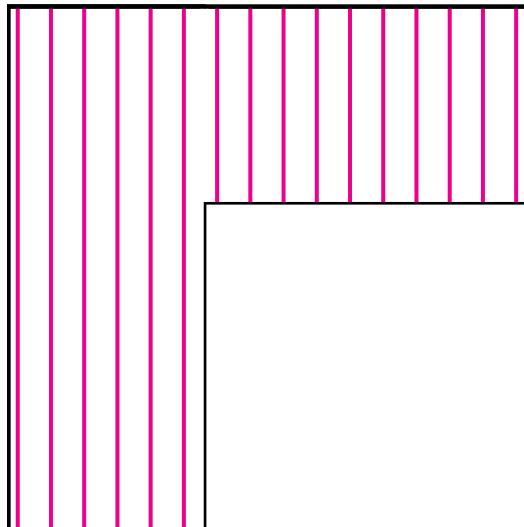
Horizontal Grain



Square corner shown

OPTION 2

Vertical Grain



1% of list upcharge on vertical grain counter caps.

120 DEGREE COUNTER CAP

OPTION 1

Horizontal Grain

